



# Hörmann Entrance Doors

For your safe and elegant living




**Hochwertige Qualität**  
**Engineered in Germany**


**HÖRMANN**




Security Entrance Door HTA100, Jäger Surface



Brand Strengths



Security Door



Fire-rated Security Door

## Splendid Life Begins with Hörmann Entrance Doors.

- 04 Brand Story
- 06 Brand Strengths
- 08 Security Entrance Door HTA100
- 10 Diverse Panel Surface
- 12 Smart Access Control System
- 14 Security Entrance Door HTA90
- 16 Steel Fire-rated Security Door HR60S
- 18 Steel Residential Multi-purpose Door HHS
- 20 Powder Coating Surface
- 22 Decograin Surface
- 24 Entrance Door Hardware
- 26 Smart Lock
- 28 Technical Data
- 30 Representative Residential Projects
- 32 Product Philosophy
- 34 Service Network System

“Einen guten Namen muss man sich erarbeiten.  
Good reputation must be earned.”

-- August Hörmann (1886-1944)  
Founder of Hörmann Group



The popular Hörmann up-and-over garage doors  
throughout European middle-class families in the 1960s



## Hörmann One of the Leading Global Brands of Doors

Hörmann, founded in 1935, is a family-owned enterprise headquartered in Steinhagen, Germany. It is one of the leading brands in the international door manufacturing industry, offering a complete range of doors. Upholding the motto “Good reputation must be earned” founder Mr. August Hörmann laid the foundation for the company. Through the relentless efforts of four generations, Hörmann has evolved into a prestigious brand worldwide, rooted in the family name, and renowned for premium quality.

Hörmann boasts a global presence with more than 40 highly specialized factories across the world and a sales-service network throughout Europe, Asia and the Americas. Since Hörmann entered the Chinese market in 1998, factories in Beijing, Tianjin and Changshu were established successively, producing security doors, interior doors, fire-rated doors, industrial doors and integrated solutions of doors. Hörmann has 15 sales branches and over 100 distributor partners in China. Our service network pervades throughout China and other APAC regions, offering customized opening solutions for our clients.

# Hochwertige Qualität Engineered in Germany



Through nearly a century of innovation and development, Hörmann has prospered with a global footprint and become a true promise of premium quality. German engineering, professionalism and ongoing practical experience are our traditions and are the backbone of our success over the past.

Endurance tests under real conditions for different door types and critical components ensure mature series products with Hörmann quality. This ensures that our customers can rely on our proven range of high-quality products to help them achieve their ambitious plans.



# Security and Care in Each Detail Competence Makes Good Quality



## Precision and Innovation for product development

Our continuous improvement in every detail and constant focus on research and development are the cores of maintaining premium quality. Thanks to our globally leading development teams of superior competence, we achieve hundreds of technological innovations each year to maintain competitive advantage and offer greater security for more and more homes across the world.

## Excellent services throughout

We pursue perfection with highly professional and experienced service staff and stay closely in touch with customers to provide tailor-made door solutions, including design, installation and aftersales service.

## Globally leading production process and technology

Each of our specialized factory is equipped with advanced processing equipment for manufacturing. Highly automated production lines ensure high-quality products and individualized solutions for different customers.

## Reliable quality assurance

Our internal and external quality control systems guarantee product quality. We aim at continuous learning and improving through services. Customers are the everlasting drive for ongoing improvements.



# Security Entrance Door HTA100

Intelligent and Personalized

Hörmann HTA100 entrance door originated from German craftsmanship, highlighting exquisite details and noble elegance. Your secure and private spaces are realized through luxurious intelligent solutions. Its surface can also be customized to reflect a unique and personalized style.



## HTA100 Technical Data

Security level	EN1627 RC3
Fire-resistance level	-
Thermal insulation	Single-leaf 0.76 W/(m2·K) Double-leaf 0.98 W/(m2·K)
Acoustic insulation	42 dB
Wind load resistance	GB/T 7106 Class 9 (highest)
Air impermeability	GB/T 7106 Class 8 (highest)
Water tightness	GB/T 7106 Class 6 (highest)
Leaf thickness *	100 mm
Frame depth *	100 mm
Infill	PU foam
Max. size	Single-leaf 1300 × 3000 mm
	Double-leaf 2500 × 3000 mm
	Side light 1000 × 3000 mm
	Max. overall width 3000 mm



### The Way of Design with Meticulous Craftsmanship

- Framed with thermal-break aluminium profile and filled with polyurethane foam, bringing excellent thermal insulation.
- Integrating automatic multi-point lock and intelligent access control system, bringing key-free access within your grasp.
- Flush transition on both the interior and exterior sides.
- Allowing different interior and exterior decoration with a wide range of customized surfaces.
- Imported EPDM and equal-pressure seal with triple-seal technology for enhanced sealing, sound insulation and thermal insulation performance.
- The door leaf bottom features a professionally designed waterproof groove structure, effectively block rainwater ingress.



Security Level  
EN1627 RC3



Thermal Insulation  
0.76 W/(m2·K)



Acoustic Insulation  
42 dB

# Diverse Panel Surface

HTA100

**Sintered Stone Panel Surfaces** Sintered stone not only inherits the texture of natural stone but also infuses it with new creative elements, bringing forth a captivating array of patterns and color variations. The thickness of sintered stone panel is 3 mm.



Y02 • Gravel



Y05 • Hermitage



Y06 • Propylite

**Copper Panel Surface** Copper panel surface, adorned with exclusive patination artistry, develop richly colors and exquisitely sophisticated decorative tones. The copper panel features a composite sandwich structure with an overall thickness of 5 mm.



T04 • Landscape



T06 • Exquisite



T14 • Propitious



UV Resistance



Corrosion Resistance



Impact Resistance



Scratch Resistance




Water Impermeability

**Aluminium Panel Surface** Leveraging unique casting processes and material expressiveness, aluminium panel surface demonstrates significant advantages in customization, meeting diverse scenarios, styles and functional needs. Hörmann selects multiple finishes to transform functional doors into architectural artworks.



L02 • Helios • 8 mm Aluminium Panel



L04 • Breeze • 8 mm Aluminium Panel



L05 • Matterhorn • 4 mm Aluminium Panel

**Mixed Paint Process** Eco-friendly water-based paints in rich colors coat the substrate, creating matte or semi-matte finishes that enhance premium softness. From Morandi palettes to cream aesthetics and vintage tones – fulfilling diverse home style visions. The thickness of wooden panel for HTA100 door type is 12 mm.



M02 • Reed Green (Single leaf)



M02 • Reed Green (Asymmetrical double leaf)



M02 • Reed Green (Double leaf)



Eco-Friendly



Fashion



Acoustic Insulation


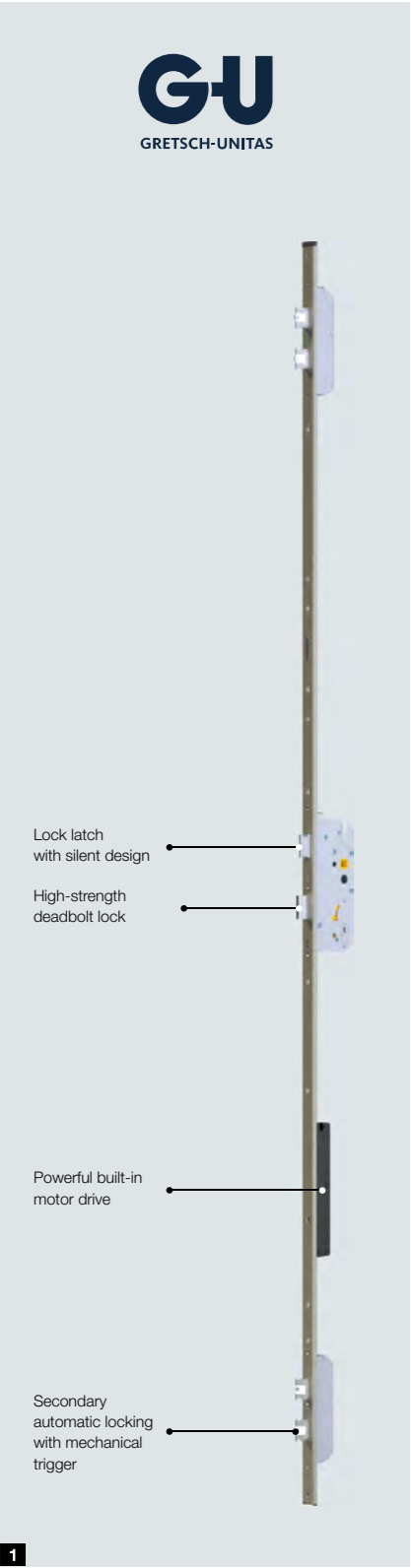


Thermal Insulation

# Hörmann Smart Access Control System & Hardware

HTA100

Featuring multiple intelligent access methods including passcode, fingerprint and facial recognition, this system integrates essential entry functions such as door control, camera and doorbell into a unified unit. Architecturally embedded within handles, door leaf or wall surfaces, it achieves seamless integration with minimalist aesthetics. Experience effortless access and step into a new era of intelligent living with unparalleled convenience.



- 1 Automatic Multi-point Lock**  
Electromechanical locking and unlocking with precise control electronics and a powerful gear motor. One-piece multiple locking points bring higher locking strength.
- 2 Hörmann Smart Access Control System LCD**  
10.1-inch HD Screen with Real-time Access Status Display, Bilingual Guidance Navigation.
- 3 SK-510 Integrated Intelligent Handle**  
Slim design, featuring a fully customizable handle bar for a modern minimalist look.
- 4 HOE 762 / HOE 762 S**  
Embedded Werock Smart Access Control System, offering an elegant, luxurious feel and appearance that matches the surface.
- 5 HOE 761**  
Customizable length and surfaces, decorative LED strip can be installed, which combines practicality with elegant design.

Enable hands-free access, simply walk toward the system for automatic recognition and instant door release, delivering effortless convenience for modern living.



- 1 Werock Smart Access Control System**  
Fingerprint / passcode / card / doorbell / APP control
- 2 Werock Face Smart Access Control System**  
Face ID / Fingerprint / passcode / card / video doorbell / APP control
- 3 Ekey Password Switch / Ekey Fingerprint Switch**  
Protection rating IP54, stores 99 passwords or fingerprints, fingerprint scanning prevents fingerprint residue, with built-in sensor scanning unaffected by lighting conditions.
- 4 FSB 1102 Serial Handle Copper / Stainless Steel**
- 5 Hörmann Stainless Steel Handle D-110 / Brushed Stainless Steel Handle HSF-03**
- 6 HOE 600 / HOE 300 / HOE 300F / HOE 75 / HOE 75A**  
Hoermann designs slim-line, long-handle lines for modern, minimalist and fashionable entrance doors.

# Security Entrance Door HTA90

Sophisticated appearance



M01 • Ivory Oak

M07 • Grey Oak



L11 • Splendid • 4 mm Aluminium Panel

## HTA90 Technical Data

Security level	GB 17565 Class 1 / Class 3
Fire-resistance level	GB12955 Class B, 60 min * / Non-fireproof
Thermal insulation	1.5 W/(m2·K)
Acoustic insulation	40 dB
Leaf thickness *	90 mm
Frame depth *	114 mm
Infill	Fire-proof board / PU foam
Max. size	Fire-rated version, single leaf 1200 × 2500 mm
	Fire-rated version, double leaf 2300 × 2500 mm
	Non fire-rated version, single-leaf 1200 × 2800 mm
	Non fire-rated version, double-leaf 2300 × 2800 mm



Class B Fire resistance  
GB12955



Class 1/3 Security  
GB17565



Thermal insulation  
1.5 W/(m2·K)



Acoustic insulation  
40 dB

HTA90 entrance door breaks the conventional structural design of steel door, firmly framed with galvanized steel, reinforced by antiseptic wood as door leaf keel, finished with eye-catching armored decorative plates. The door breaks the boundaries between beauty and functional performance and reaches a higher hierarchy of aesthetics.

The door also aims to ensure excellent performance in all aspects, from fire resistance and anti-burglar to acoustic insulation and thermal insulation. HTA90 is designed to meet the security level of GB 17565 Class 3, and is available with multi-point security mechanical or electrical locks and imported high-security lock cylinders, delivering a German-style security solution. The dual sealing strips embedded in the door and frame effectively block the noise in the corridor. The thermal-break structure and infill material make its performance characteristics even better.

**M01 M07 Veneer craftsmanship, raw wood beauty, invitingly within reach.**

Natural wood veneer is applied to the substrate surface, preserving the timber's original grain and hue to visually replicate solid wood doors. Compared to solid wood doors, veneer craftsmanship significantly reduces timber consumption, aligning with eco-friendly and sustainable development principles. The thickness of wooden panel for HTA90 door type is 15mm.

**L11 Aluminium panel surface, precision-engineered to perpetual brilliance.**

Aluminum Panel with Precision-Engraved Surface Texture:

- Sandblasted for scratch resistance
- 4-stage high-temperature baking process: Primer, Mid-Coat, Color Coat, Clear Coat
- Forms a dense protective layer
- Rigorous aging tests verify: Resists fading for 10+ years under prolonged sun exposure
- Combines striking aesthetics with durable functional resilience

# Steel Fire-rated Security Door HR60S

Quintuple protection in one

HR60S is one of the ideal choices for entrance doors of high-rise buildings as the first line of defence to your home in case of fire. Designed to strictly comply with the standards of GB12955 and GB17565, it simultaneously meets five protective functions: fire resistance, burglar resistance, thermal insulation, acoustic insulation and airtightness.



Steel Fire-rated Security Door HR60S, Hungary Ash Cognac Surface




1 SUS Lock Set

Equipped with a three-part silent latch and three SUS dead bolts that can be quickly released from inside. An independent button on the indoor side allows for quick locking.



2 3D Adjustable Hinge

The hinge is adjustable from three dimensions, easy to install and maintain. It is made of 3.5 mm steel sheet, durable and sturdy.



3 Fire-Proof Infill

A complete fire-proof board infill provides stable protection.



4 Fire-Proof Expansion Sealing

Dual fire-proof sealing in a multi-chamber hollow design expands and seals the gap between the leaf and frame during a fire, stopping the flames and smoke from spreading.



5 Decoration frame in flat design

Easy for installation. Quick treatment around opening after installation. Available for both outward and inward opening doors. Streamline design with 45 corner connection.



## HR60S Technical Data

Security level	GB 17565 Class 1
Fire-resistance level	GB 12955 Class B, 60min
Thermal insulation	1.8 W/(m <sup>2</sup> ·K)
Acoustic insulation	38 dB
Air impermeability	GB/T 7106 Class 8 (highest)
Leaf thickness	62 mm
Frame depth	85 mm / 100 mm
Infill	Fire-proof board
Max. size	Single-leaf, corner frame 1200 × 2400 mm
	Single-leaf, block frame 1200 × 2500 mm
	Double-leaf (asymmetrical), corner frame 1600 × 2400 mm
	Double-leaf (asymmetrical), block frame 1600 × 2500 mm



Class B Fire resistance  
GB12955



Class 1 Security  
GB17565



Thermal insulation  
1.8 W/(m<sup>2</sup>·K)



Acoustic insulation  
38 dB

For both powder coating and decograin finished HR60S door type, the surface can feature an M-style horizontal embossed texture. This achieves a finish identical to the garage door, creating a highly cohesive appearance for the entire building facade.



# Steel Residential Multi-purpose Door HHS

Available in flexible configurations



Steel Residential Multi-purpose Door HHS, RAL 7016

### European-standard Cylinder

Italian-imported security cylinders, master-key cylinders, and key-alike cylinders are available to achieve high security and hierarchical management.

### European-standard 3D Adjustable Hinge


SUS304 hinges are EN1935 certified, with a loading-bearing capacity of 160kg. It is flexibly adjusted in three dimensions for door fitting tolerances.

### Smart Access


Hörmann smart lock with integrated finger scanner, passcode keypad and card reader brings you even greater security protection and more convenience.

### Special Sealing Strips


It is equipped with multi-chamber hollow sealings embedded in the frame R-groove, improving the performance of sealing and acoustic insulation.



Security Level  
GB17565 Class 1



Thermal Insulation  
1.8 W / (m²·K)



Acoustic Insulation  
34 dB

### HHS Technical Data

Security level	GB 17565 Class1 (optional)
Fire-resistance level	-
Thermal insulation	1.8 W / (m²·K)
Acoustic insulation	34 dB
Wind load resistance	GB/T 7106 Class 5 / Class 7
Air impermeability	GB/T 7106 Class 8 (highest)
Water tightness	GB/T 7106 Class 5
Leaf thickness	50 mm
Frame depth	114 mm
Infill	Mineral wool / Paper honeycomb
Max. size	Single-leaf 1500 × 3000 mm
	Double-leaf 2850 × 3000 mm




# Powder Coating Surface

Full range of colors for you


## Powder Coating Surfaces

Fresh and bright colours are ideal means to create a warm living space, giving you a cheerful and relaxing life. Advanced powder coating technology ensures smooth and dense surfaces with rich colours. The resin-based powder is free of organic solvents, effectively avoiding solvent volatilization and pollution like liquid paint does. It is environmentally friendly and healthy, allowing for faster moving into a new house. Nearly 200 RAL colours are optionally available to well match a variety of decorative styles.



## Woodgrain Surface

The woodgrain steel plate surface combines the sturdiness of steel with the decorative appeal of the grain tech, presenting natural and realistic patterns along with a three-dimensional tactile feel. Utilizing powder coating technology, the surface offers a lifelike texture and long-lasting color, meeting the diverse needs of various decoration styles.



# Customize Digital Printing Surface and Decorative Profiles


Cater to diverse and personalized needs

## Customize Digital Printing Surface

Create custom-printed signature designs, amplify your style narrative. Powered by industrial 3D deposition systems and environment-friendly material, fade-resistant, curate a signature visual character for your beloved home.



Steel panel • Ginkgo



Steel panel • Bauhaus

The door leaf features precision-crafted aluminum decorative profiles with fluid contours and stylish design, which adds dimensional elegance. The style is minimalist but not reductive.



# Decograin Surface

Vivid wood-like texture

## Warm woodgrain with natural texture

Hörmann offers 46 kinds of Decograin surfaces with natural and realistic textures, featuring tones ranging from light to dark, suitable for both interior and entrance doors.

## Advanced Heat-pressing Procedure

Our fine Decograin film is tightly attached to the galvanized steel sheet of the door leaf through an environmentally friendly high-tech heat-pressing procedure, bringing high adhesion and avoiding the risk of peeling from the edge.

## Brilliant color with lasting permanence

Hörmann's Decograin surfaces deliver exceptional outdoor weather resistance, outstanding UV protection, fade resistance, and easy maintenance, retaining their appearance over time.






Door leaf: DEC2006 North American Red Oak

Granada Maple	Kings Oak	Malaga Cherry	Golden Oak	Hungary Ash Cognac	Wallis Plum Natural
Meran Apple	Mahogany	Dark Mahogany	Dark Sandalwood	Horizontal Gray Oak	Horizontal Dark Oak
White Ash DEC1001	Burger Oak DEC1002	Light Ash DEC1003	Light Teak DEC1004	Cathaya DEC1005	Algeciras Oak DEC1006
Granada Oak DEC1007	Metasequoia DEC1008	Light Norman Oak DEC1009	Norman Oak DEC1010	Yellow Maple DEC1012	Tawny Oak DEC1013
Grey Norman Oak DEC1014	Light Beech DEC1015	Dark Sapele DEC2001	Teak DEC2002	Light Mahogany DEC2003	Golden Birch DEC2004
Beech DEC2005	North American Red Oak DEC2006	Arteixo Oak DEC2007	Thin Grained Mahogany DEC2008	Brown Cigarwood DEC2009	Cassia Siamea DEC2010
Red Sandalwood DEC2011	Korean Pine DEC2012	Burgundy Cherry DEC2013	American Garnet Oak DEC2014	Sapele DEC2015	Wide Grained Mahogany DEC2016
Black Cherry DEC2017	Dark Oak DEC3001	Ebony DEC3002	Cigarwood DEC3003		

# Entrance Door Hardware

Quality revealed in every detail

High-quality hardware not only enhances the user experience but also plays a crucial role in determining the lifetime of an entrance door. Hörmann hardware has to undergo hundreds of thousands opening and closing cycles for safe and long service life guarantee. Hörmann German-style handles are designed ergonomically to provide a comfortable grip.



- 1

**HML02 Stainless Steel Lock**  
Accord with DIN EN 12209 Grade III. Latch durability exceeds 1,000,000 cycles.
- 2

**Imported security cylinder**  
The capacity of security code up to 220 million, SKG 3-star certified with high-carbonized steel anti-drill strip, anti-burglary protection.
- 3

**3D-120 Hinge**  
Bearing capacity: 160kg, 3D adjusting. Oil-free self-lubricating, operating smoothly and quietly. Pass 1,000,000 cycles test.
- 4

**3D-160 Hinge**  
Steel plate thickness 3.5mm, Color of hinge plate customizable same as door leaf.
- 5

**Concealed Hinge**  
Bearing capacity: 160kg, 3D adjusting. Opening angle 110°.
- 6

**Open Limiter**  
Through a stepless adjustment system, achieving limit angle locking, which effectively prevent colliding with the wall.
- 7

**Cable transfer**  
Supports smart access control system for enhanced security performance.
- 8

**Fixed leaf locking bolt**  
Round head design with precision stainless steel casting for enhanced hardness and dimensional accuracy.

## Nylon Lever handle



## Aluminium or stainless steel lever handle



## Stainless steel lever handle



**Knob**  
Nylon / Aluminum  
Stainless steel

**HTA90 Knob**  
Stainless steel



# Smart Lock HSL06

A way to experience new life safely and intelligently

More comfort and convenience are required by people who live in a modern, fast-paced lifestyle. With one simple swipe of your finger, the door is open. Integrated with a semiconductor fingerprint sensor, Intelligent encryption card and multiple alerts, the Hörmann smart lock HSL06 is simple but powerful.

Longer service life  
More reliable safety

> 3000 cycles per year

Long-last battery capacity

Proactive battery care alert

< 20%

Low battery reminder

Worry-free usage,  
spare key

Type C

Charging interface

## Fingerprint identification

- Living biology identification technology
- 360° fingerprint identification function

## Password identification

- Password length up to 6-12 digits
- Virtual password up to 20 digits for anti-peeping function
- Temporary password generated via App

## MF1 card

- Mf1 card reader
- Enable up to 100 cards

## APP control

- Hörmann APP, remote control
- WiFi & Bluetooth combo edition for personal use
- For project users management, smart control available via NB-IoT system

## Reliable mechanical lock

- Optional 'Quick-Lock & Quick-Release' lock and handle set are available.



Indoor side Outdoor side

Dimension: 363 mm × 80 mm × 27 mm  
Colour: Black, Champagne

# Smart Lock P9

3D facial recognition smart lock

Precision 3D recognition unlocks your home in milliseconds, defeating photo/video spoofs with AI-powered security. DarkLight™ technology recognizes loved ones even in pitch darkness making homecoming effortless for grandparents and toddlers alike. Technology simplifies life.

Facial recognition

Unlock in milliseconds

Pre-wake Technology

Alarm

Low-Battery Alert

Intrusion Alert

Door Not Secured Alert

Voice

Voice navigation

Menu-based Operation

## Facial recognition

- Precision 3D recognition
- 50-face capacity
- Single-pass millimeter-level depth facial modeling

## Fingerprint identification

- 50 fingerprint capacity
- Semiconductor fingerprint recognition with AI algorithms, characterized by low FRR (False Rejection Rate) and fast recognition speed

## Password identification

- Password length up to 6-12 digits
- Virtual password up to 20 digits for anti-peeping function
- Temporary password generated via App

## MF1 card

- Mf1 card reader
- Enable up to 100 cards

## APP control

- KUNSHAN APP, remote control
- WiFi & Bluetooth combo edition for personal use

## Reliable mechanical lock

- Quick-Release Knob: Enhanced Safety & Reliability
- Electronic switch with emergency one-touch release
  - USB emergency power supply + spare key



Indoor side Outdoor side

Dimension: 438 mm × 80 mm × 60 mm  
Colour: Dark grey

Technical Data for Entrance Doors

Professional selection service for your requirement

DOOR TYPE	HTA 100		HTA 90	HR 60S	HHS
Security level	EN1627 RC3		GB17565 Class 1 / Class 3 (Non fire-rated)	GB 17565 Class 1	GB17565 Class1 (optional)
Fire resistance	-		60 min <sup>1</sup>	GB12955 Class B, 60min	-
Thermal insulation	Single-leaf 0.76 W/(m2·K) Double-leaf 0.98 W/(m2·K)		1.5 W / (m²·K)	1.8 W / (m²·K)	1.8 W / (m²·K)
Acoustic insulation	42 dB		40 dB	38 dB	34 dB <sup>2</sup>
Air impermeability	GB/T 7106 Class 8 (highest)		-	GB/T 7106 Class 8 (highest)	GB/T 7106 Class 8 (highest) <sup>2</sup>
Water tightness	GB/T 7106 6 (highest)		-	-	GB/T 7106 Class 5 <sup>2</sup>
Wind load resistance	GB/T 7106 Class 9 (highest)		-	-	GB/T 7106 Class 5 / 7
Leaf thickness	90 mm + thickness of surface finishes on both sides		62 mm + thickness of surface finishes on both sides	62 mm	50 mm
Leaf form	Rebated		Rebated	Rebated	Flush
Leaf steel sheet thickness	-		0.8 mm / 1.0 mm	0.8 mm	0.6 mm / 0.8 mm
Frame steel sheet thickness	-		1.5 mm / 2.0 mm	1.5 mm	1.5 mm
Standard frame Depth	Same as door leaf, 90 mm + thickness of surface finishes on both sides		114 - 300 mm	Corner frame 85 mm block frame 100 mm	114 mm
Infill	PU foam material		Fireproof board / PU foam	Fireproof board	Paper honeycomb Mineral wool (optional)
Max. size (W x H)	Single-leaf	1300 × 3000 mm	Fire-rated version: 1200 × 2500 mm Non fire-rated version: 1200 × 2800 mm	Corner frame: 1200 × 2400 mm block frame: 1200 × 2500 mm	1500 × 3000 mm
	Double-leaf	2500 × 3000 mm	Fire-rated version: 2300 × 2500 mm Non fire-rated version: 2300 × 2800 mm	Corner frame: 1600 × 2400 mm block frame: 1600 × 2500 mm (asymmetrical)	2850 × 3000 mm
	Side light	1000 × 3000 mm Max. overall width within 3000 mm	-	-	○

<sup>1</sup> The fire-rated certification is not available for HR60S with a smart lock.

The fire-rated certification is not available for HTA90 with the non fire-rated configurations.

<sup>2</sup> The performance characteristics were tested when multi-purpose door HHS was filled with mineral wool and fitted with threshold with seal.

<sup>3</sup> Please check the detailed configuration for HTA90 lock and handle in the price list.

DOOR TYPE	HTA 100		HTA 90	HR 60S	HHS
Surface	Sintered stone panel	○	-	-	-
	Copper Panel	○	-	-	-
	Aluminium Panel	○	○	-	-
	Wooden Panel	○ (only for inner side of outward door)	○	-	-
	Digital Printing	○	○	-	-
	Decograin Surface	○	○	○	○
	Powder Coating	○	○	○	○
	Woodgrain Surface	○	-	○	○
Standard handle	On-demand options		● F100 Lever- knob security handle with long plate ● KA-07 / KB-07 SUS lever/ knob security handle set	● F100 Lever- knob security handle with long plate	● Black nylon H-110 lever / lever handle set with short plate
Lock	○ GU multi-points mechanical lock		● HMLS square head security lock ○ Single-point panic security lock ○ Multi-point panic security lock ○ GU multi-point security mechanical / electrical lock	● HMLS square head security lock	● HML02 lock ○ HML01 lock
Smart access control	○ Hörmann Smart Access Control System ○ GU multi-points electrical lock ○ Werock / Werock Face ○ Ekey password switch / finger print switch ○ SK series access control handle		○ GU multi-points electrical lock ○ Werock / Werock Face ○ SK series access control handle	○ Smart lock <sup>1</sup>	○ Smart lock <sup>1</sup> ○ GU multi-points electrical lock ○ Werock / Werock Face
Hinge	● SUS 3D adjustable concealed hinge		● SUS 3D adjustable concealed hinge	● Galvanized steel 3D-160 adjustable hinge HMFH-02	● SUS flush bearing hinge (OBN-14)
Cylinder	● R7 high security key/knob cylinder ● Imported anti-disassembly cylinder cover		● R7 high security key / knob cylinder ● anti-disassembly cylinder cover	● Standard security cylinder ○ S3 security cylinder grade C	● H3 Standard cylinder ○ R6+ high security cylinder ○ R7 high security cylinder ○ Master-key cylinders
● Standard Spyhole ○ Optional	○ Hörmann Smart Access Control System ○ Werock Face digital spyhoel		○ Werock Face digital spyhoel	○ Fire-proof spyhole	○

# Representative Residential Projects

Hörmann has been operating in Asia for nearly 30 years and has collaborated with hundreds of real estate companies in the region to build a large number of representative high-end residential projects. These projects are located in major and mid-sized cities across China and APAC and exemplify Hörmann’s commitment to excellence, offering security and personalized service to millions of families.

With a thorough understanding of market demands and rich case experience, Hörmann has won the praise and trust of this field and its clients.



**GEMDALE LAKE CITY**  
Location: Xi'an  
Building Type: High rise, villa



**VANKE JADE VILLAS**  
Location: Shenyang  
Building Type: Villa



**SHANHAIHUI VILLAS**  
Location: Kunming  
Building Type: Villa



**SHANSHUI SHANGJING**  
Location: Zhengzhou  
Building Type: Garden villa, high rise



**BOMA BAY OF MODERN ART**  
Location: Xiamen  
Building Type: High rise, air villa



**LUXIN HANZHANG GARDEN**  
Location: Qingdao  
Building Type: High rise



**GUOHE TIANZHU**  
Location: Shijiazhuang  
Building Type: High rise



**SINOEAGLE NO. 11**  
Location: Shanghai  
Building Type: High rise



**SUNSHINE 100**  
Location: Chongqing  
Building Type: High rise



**VANKE EAST COAST**  
Location: Shenzhen  
Building Type: Villa, garden villa, high rise



**SHIHUA LONGYUE**  
Location: Beijing  
Building Type: Garden villa, high rise



**BINHU SHUANGXI**  
Location: Hefei  
Building Type: Villa



**SANXIANG QIANTAN**  
Location: Shanghai  
Building Type: High rise



**YANGCHENG LAKE VILLAS**  
Location: Suzhou  
Building Type: Villa



**WEINING YOUTH GAMES VILLAGE**  
Location: Nanning  
Building Type: High rise

\* Only some of the residential projects are listed, in no particular order.

# Secure and Reliability from the Visible to the Invisible

Hörmann is committed to providing you with a comfortable and private living experience that is free from the distractions of the outside world, in terms of security, acoustic insulation and thermal insulation.

Hörmann is well versed in every subtlety of entrance door design, delivering high quality from visible sustainable materials and hardware to invisible door structure and infill, with German security solutions.  
Choosing Hörmann, guard your home with a high-guaranteed standard.



# German Elegance Creates A Fashion Landscape



German Quality



Security



Fire Resistance



Authoritative Certification

The entrance door is the first barrier to a home. A good choice can give you and your guest an exquisite and elegant reception.

Anti-burglar for an entrance door is crucial. Hörmann entrance doors effectively protect your home from break-in attempts with a real anti-burglar function. We are dedicated to the security features that are not visible on the door, such as anti-burglar structure, material strength and lock type, etc.

For high-rise residential buildings, entrance doors need to meet the regulation of fire protection. When the elevator lobby is not divided into fire-proof zones and is not equipped with fire-rated doors, an entrance door with a fire-proof feature is required for safety considerations.

It is important to harmonise perfectly with your building style and interior decoration. A wide range of surface options are offered to give your entrance door a personal taste. The customization also comes into play, bringing you a unique value.



# Hörmann China Service Network System

Derived from German technology and service philosophy

Hörmann has always adhered to deeply cultivating the Chinese market since 1998, providing trustworthy products and solutions, and introducing German technology and service philosophy. We continuously explore, practice and establish a comprehensive service network, offering our clients full lifecycle manufacturer-level services.



- **Germany service philosophy**  
Advanced technology and service philosophy from Germany.
- **Reliable installation service**  
Well-trained installation team;  
Standard installation procedure;  
Strict acceptance inspection.
- **400 hotline**  
Considerate customer service support  
+ 86 400 6507 888
- **Authoritative technical support**  
Experienced pre-sales consultation;  
Standardized and customized solutions.
- **Professional after-sales service**  
Installation guidance & commissioning;  
Maintenance and repair services.
- **Manufacturer-level service**  
Service support from Beijing, Tianjin and Changshu plants;  
Rich in inventory of spare parts.
- **Wide coverage of sales network**  
Throughout China and APAC;  
Rapid response in close proximity.

# Experience Hörmann Quality in New Construction and Modernisation

Hörmann products have impressive durability and high functionality. You can easily plan for the new construction as well as modernisation. Our carefully coordinated solutions could make your home more beautiful, more secure and more comfortable.

**GARAGE DOORS. OPERATORS. ENTRANCE DOORS. RESIDENTIAL INTERIOR DOORS. SLIDING DOORS.  
FIRE-RATED DOORS. MULTI-PURPOSE DOORS. TUBULAR DOORS. PARTITION WALLS.  
INDUSTRIAL DOORS. LOADING TECHNOLOGY**



Some of the products shown are equipped with special equipment and do not always correspond to the standard versions. The surface finishes and colours shown are subject to the limitations of the printing process and cannot be regarded as binding. All rights reserved. No part may be reproduced without our prior permission. Subject to changes.